

UPDATE LOCKING SYSTEM

**REGISTA**

02018-xx-xx / 02012-xx-xx

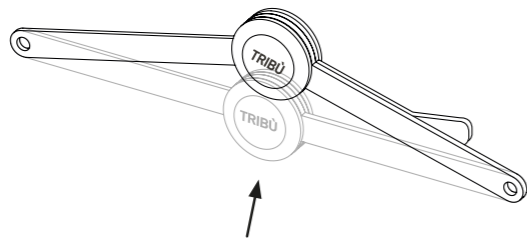
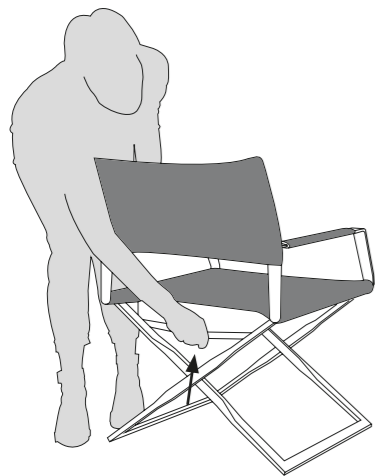
Tribù nv  
Oude Heidestraat 72  
3740 Bilzen  
BELGIUM

[www.tribu.com](http://www.tribu.com)  
[info@tribu.com](mailto:info@tribu.com)

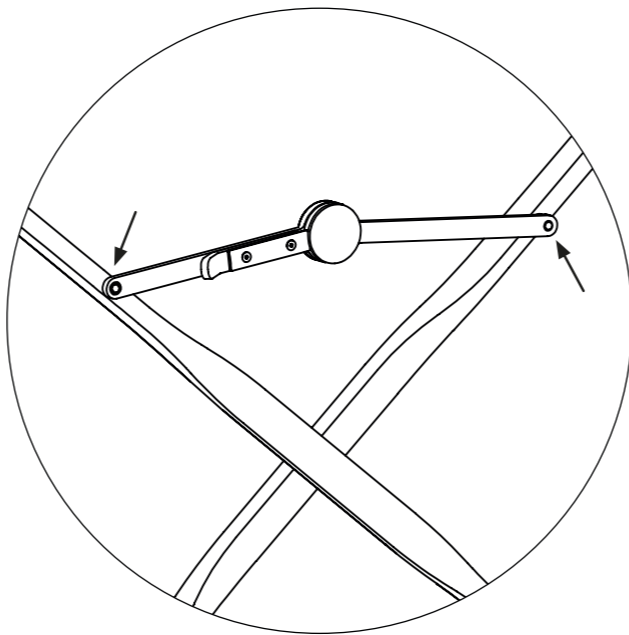
**TRIBÙ**  
The art of leisure

## HOW TO UPDATE YOUR LOCKING SYSTEM

- 1** First unlock the chair by pulling the locking mechanism upwards (the mechanism is tight so pull hard).



- 2** Use an Allen key to unscrew the 2 screws on the inside of the locking mechanism.



- 3** Install the new locking mechanism using 2 screws, 2 washers and an Allen key. Thin washer is for the left side, thick washer for the right side. Make sure the logo is facing outwards.

